

THIAGARAJAR SCHOOL OF MANAGEMENT

Balance Sheet as at 31st March 2021

PARTICULARS	SCH NO	AS ON 31.03.2021	AS ON 31.03.2020
<u>A. SOURCE OF FUNDS</u>			
CAPITAL FUND	1	1,25,00,000	1,25,00,000
RESERVE & SURPLUS	2	39,92,24,588	33,58,38,367
NON CURRENT LIABILITIES			
Secured Loans	3	3,60,496	5,29,690
CURRENT LIABILITES			
Sundry Creditors	4	60,24,161	18,07,142
Deposits & Advances	5	78,20,960	1,28,96,010
Other Current Liabilites	6	42,32,720	27,74,640
INTER UNIT PAYABLE	7	1,32,754	32,62,131
TOTAL		43,02,95,680	36,96,07,980
<u>B. APPLICATION OF FUNDS</u>			
FIXED ASSETS	8	13,46,74,320	14,63,49,483
CURRENT ASSETS			
Loans and Advances	9	88,91,099	29,76,588
Deposits	10	26,02,72,182	9,26,87,594
Other Current Assets	11	75,23,899	50,84,446
Sundry Debtors	12	10,000	17,16,121
Cash and Cash Equivalent	13	1,89,24,180	12,07,93,748
TOTAL		43,02,95,680	36,96,07,979

For R.Subramanian and Company LLP
Chartered Accountants
Firm Registration No.004137S/S200041



M.VISWANATHAN

Partner

Membership No.209258

UDIN : 21209258 AAAA BJ 7833

Place : Chennai


Date : 17-09-2021

For Thiagarajar School of Management



4/2

Correspondent



THIAGARAJAR SCHOOL OF MANAGEMENT

Statement of Income & Expenditure Account for the year ended 31st Mar 2021

PARTICULARS	SCH NO	AS ON 31.03.2021	AS ON 31.03.2020
<u>A. INCOME</u>			
Fees Received from Students	14	14,54,34,000	14,36,89,502
Othen Income	15	3,54,71,867	8,66,27,400
TOTAL		18,09,05,867	23,03,16,902
<u>B. EXPENSES</u>			
Administration Expenses	16	1,50,21,503	2,14,15,778
Expenses for Staff	17	5,35,70,538	5,12,63,748
Expenses for Students	18	2,14,07,965	3,68,98,092
Maintenance Expenses	19	86,13,724	97,64,146
Depreciation	8	1,80,48,100	1,92,67,199
Finance Charges	20	1,73,489	1,64,751
Other Expenses	21	6,84,328	8,65,798
TOTAL		11,75,19,646	13,96,39,512
EXCESS OF INCOME OVER EXPENDITURE		6,33,86,221	9,06,77,390

For R.Subramanian and Company LLP
Chartered Accountants
Firm Registration No.004137S/S200041



M.VISWANATHAN

Partner

Membership No.209258

UDIN : 21209258 AAAABJ 7833


Place : Chennai

Date : 17-09-2021

For Thiagarajar School of Management



Correspondent



THIAGARAJAR SCHOOL OF MANAGEMENT
Schedules to Balance Sheet for the year ended 31st Mar 2021

PARTICULARS	AS ON 31.03.2021 (Rs.)	AS ON 31.03.2020 (Rs.)
<u>Schedule No.1 - Capital Fund</u>		
Capital Fund	1,25,00,000	1,25,00,000
TOTAL	1,25,00,000	1,25,00,000
<u>Schedule No.2 - Reserve & Surplus</u>		
Reserve & Surplus	39,92,24,588	33,58,38,367
TOTAL	39,92,24,588	33,58,38,367
<u>Schedule No.3 - Secured Loans</u>		
Secured Loans		
Car Loan Account - Honda BRV - CBI	3,60,496	5,29,690
TOTAL	3,60,496	5,29,690
<u>Schedule No.4 - Sundry Creditors</u>		
Sundry Creditors	60,24,161	18,07,142
TOTAL	60,24,161	18,07,142
<u>Schedule No.5 - Deposits & Advances</u>		
Caution Deposit	53,73,000	53,30,800
Others	22,960	1,51,480
Fees Received in Advance	24,25,000	72,95,730
TSM Alumni Association	-	1,18,000
TOTAL	78,20,960	1,28,96,010
<u>Schedule No.6 - Other Current Liabilities</u>		
Expenses Payable	5,21,227	13,250
Statutory Payable	32,91,978	24,26,710
Other Payable	2,75,000	2,80,680
Fees Refundable	1,44,515	54,000
TOTAL	42,32,720	27,74,640



THIAGARAJAR SCHOOL OF MANAGEMENT
Schedules to Balance Sheet for the year ended 31st Mar 2021


PARTICULARS	AS ON 31.03.2021 (Rs.)	AS ON 31.03.2020 (Rs.)
<u>Schedule No.7 - Inter unit Payable</u>		
Manickavasagam Charitable Foundation	64,57,935	91,53,764
Thiagarajar College of Preceptors	63,25,181	55,42,713
Thiagarajar Model Higher Secondary School	-	2,38,708
Thiagarajar Nursery & Primary School	-	1,10,212
TOTAL	1,32,754	32,62,131
<u>Schedule No.9 - Loans & Advances</u>		
Rental Advance	32,500	32,500
Students Loan	-	4,25,500
Staff Advance	8,97,440	3,95,465
Festival Advance	98,600	1,05,000
Other Advances	1,33,718	2,20,684
Mess Income Receivable	-	2,17,500
Fee Receivable From Students	75,87,931	9,69,500
Hostel Rent Receivable	-	2,35,000
De Meter Agre Services P Ltd	-	3,75,439
Thekkur School	1,40,910	-
TOTAL	88,91,099	29,76,588
<u>Schedule No.10 - Deposits</u>		
Electricity Deposit	15,63,803	14,98,004
Deposit for Gas	7,100	7,100
Telephone Deposit	19,875	19,875
Fixed Deposits		
Fixed Deposits - CBI	5,44,210	3,59,50,993
Fixed Deposits - CUB	-	1,78,27,888
Fixed Deposits - Federal Bank	2,18,24,758	2,04,55,149
Fixed Deposits - SBI	15,72,00,000	-
Fixed Deposits - KVB	-	1,68,39,585
Fixed Deposits - PNB	7,90,23,436	-
Other Deposits	89,000	89,000
TOTAL	26,02,72,182	9,26,87,594

Note : The institution has total Fixed Deposit with SBI, Thirunagar Branch amounting to Rs.15.72 Crores. This institution forms part of Manickavasagam Charitable Foundation, Hence the deposits are maintained by the bank in the name of Manickavasagam Charitable Foundation for Administrative Convenience.



THIAGARAJAR SCHOOL OF MANAGEMENT
Schedules to Balance Sheet for the year ended 31st Mar 2021

PARTICULARS	AS ON 31.03.2021 (Rs.)	AS ON 31.03.2020 (Rs.)
<u>Schedule No.11 - Other Current Assets</u>		
TDS Receivable	3,55,230	26,90,830
Prepaid Expenses	14,28,966	6,30,717
Refund receivable from Bank	37,076	1,25,495
Disputed Tax paid under Protest	16,00,000	16,00,000
Accrued Income	41,02,627	37,404
TOTAL	75,23,899	50,84,446
<u>Schedule No.12 - Sundry Debtors</u>		
Sundry Debtors	10,000	17,16,121
TOTAL	10,000	17,16,121
<u>Schedule No.13 - Cash & Cash Equivalents</u>		
Cash in Hand	13,368	46,982
Balances with Banks	1,89,10,812	12,07,46,766
TOTAL	1,89,24,180	12,07,93,748



Schedule 8 : Fixed Assets

THIAGARAJAR SCHOOL OF MANAGEMENT

Depreciation as per Income Tax Act, 1961

Block of Assets	Deprn. Rate	WDV as on 01.04.2020	Additions during the year		Deletions during the year	WDV Eligible for Depreciation	Depreciation for the year	WDV as on 31.03.2021
			More than 180 Days	Less than 180 Days				
Building	10%	11,80,34,978	-	5,97,523	-	11,86,32,501	1,18,33,374	10,67,99,127
Plant and Machinery	15%	1,92,47,448	-	19,91,827	-	2,12,39,275	30,36,504	1,82,02,770
Furniture and Fittings	10%	33,84,272	3,81,582	40,500	-	38,06,354	3,78,610	34,27,743
Computer and Accessories	40%	45,66,360	15,03,832	18,57,673	-	79,27,865	27,99,612	51,28,254
Land	0%	11,16,426	-	-	-	11,16,426	-	11,16,426
TOTAL		14,63,49,483	18,85,414	44,87,523	-	15,27,22,420	1,80,48,100	13,46,74,320




THIAGARAJAR SCHOOL OF MANAGEMENT
Schedules to Income & Expenditure for the year ended 31st Mar 2021

PARTICULARS	AS ON 31.03.2021 (Rs.)	AS ON 31.03.2020 (Rs.)
<u>Schedule No.14 - Fees Received from Students</u>		
Fees Received from Students	14,54,34,000	14,36,89,502
TOTAL	14,54,34,000	14,36,89,502
<u>Schedule No.15 - Other Income</u>		
Application Fees	7,81,931	7,85,003
Exam Fees	2,63,250	4,78,126
Rent	49,155	62,080
Mess Income	65,45,000	2,49,29,431
Hostel Rent	61,77,500	2,40,36,431
Interest Income	1,14,23,036	1,24,03,034
Admission Cancellation Fees	1,30,000	10,000
Miscellaneous Income	43,564	1,09,884
Scrap Sales	2,08,297	1,57,774
Student Verification fees	1,33,051	61,017
Fines	2,097	66,815
Seminar & Workshop	1,33,705	-83,430
Management Development Programme	-	28,31,180
Discount Received	41	21,600
Infrastructure & Aminities	90,44,000	-
Yukthi Sponsorship	5,00,000	-
Credit Balance Written back	37,240	2,07,58,456
TOTAL	3,54,71,867	8,66,27,400
<u>Schedule No.16 - Administration Expenses</u>		
Audit Fees	5,62,000	9,72,000
Admission Expenses	42,58,181	58,17,980
Advertisement & Recruitment Expenses	87,098	20,172
Academic Council Expenses	40,000	45,000
Meeting Expenses	1,95,000	1,91,405
Canteen Expenses	-	5,27,868
Diesel for Generator	1,83,216	3,91,112
Electricity Charges	35,22,976	47,15,590
Insurance	1,44,465	1,32,081
Iso Certification Exp	15,340	82,394
Petrol & Diesel Expenses	1,61,128	3,19,480
Postage & Telegram	96,810	77,264
Printing & Stationery	2,49,861	5,20,282
Security Charges	19,27,371	26,92,182
Telephone Expenses	53,558	32,147
Honorarium Expenses	27,84,599	26,63,655
Traveling & Conveyance Expenses	3,66,744	13,52,963
Professional Fees	1,73,157	7,90,224
Research Centre Recognition Fees	2,00,000	-
Legal Expenses	-	71,980
TOTAL	1,50,21,503	2,14,15,778


THIAGARAJAR SCHOOL OF MANAGEMENT
Schedules to Income & Expenditure for the year ended 31st Mar 2021

PARTICULARS	AS ON 31.03.2021 (Rs.)	AS ON 31.03.2020 (Rs.)
<u>Schedule No.17 - Expenses for Staff</u>		
Salary	4,42,50,037	4,42,15,112
Contribution towards Provident Fund	39,05,560	39,13,408
Contribution towards ESI	1,09,748	1,43,299
Ex - Gratia	12,50,000	-
Gratuity	20,76,384	23,82,656
Training Expenses	2,29,447	4,51,171
Incentives for Research & Publication	12,90,000	-
Staff Welfare	4,59,361	1,58,102
TOTAL	5,35,70,538	5,12,63,748
<u>Schedule No.18 - Expenses for Students</u>		
Alumni Meet Expenses	60,825	3,61,952
Convocation Expenses	-	8,38,695
Computer Adaptive Tests	-	3,57,000
Placement Expenses	16,70,941	5,65,784
HBR Cases	35,78,871	37,28,186
Event Expenses	1,89,357	30,27,158
Industrial Visit Expenses.	-	33,000
Accreditation and Certification Expenses	5,93,395	12,10,269
Outbound Program Expenses	17,64,516	20,29,849
Internet Expenses	15,93,648	16,57,297
Student Mess expenses	50,94,799	1,39,94,961
Journals, Magazines and Books	22,29,145	16,18,400
Membership Fee	77,217	39,865
News Paper Expenses	1,00,397	2,26,738
Scholarship	4,05,000	21,28,000
Sports and Games Expenses	1,79,819	7,35,673
Students Activity Programme	6,867	1,53,603
Students Welfare Expenses	16,353	64,907
Text Book and Printing Charges	29,29,433	32,79,223
Uniform Expenses & ID Cards	4,59,542	8,36,500
Business Simulation & Strategy	4,57,840	-
Exam Expenses	-	11,033
TOTAL	2,14,07,965	3,68,98,092



THIAGARAJAR SCHOOL OF MANAGEMENT
Schedules to Income & Expenditure for the year ended 31st Mar 2021

PARTICULARS	AS ON 31.03.2021 (Rs.)	AS ON 31.03.2020 (Rs.)
<u>Schedule No.19 - Maintenance Expenses</u>		
Building Maintenance Expenses	26,29,311	48,02,070
Computer & Lab Maintenance	20,50,320	12,51,909
Electrical Expenses	4,38,181	6,54,425
Equipments Maintenance	6,98,280	7,50,866
Furniture Maintenance	26,464	78,278
Garden Maintenance	2,68,162	3,12,763
Generator Maintenance	2,16,076	1,59,583
Hostel Maintenance Expenses	16,07,142	12,28,350
Repairs & Upkeepings	94,277	73,477
STP Maintenance	23,034	1,91,658
Vehicle Maintenance	36,077	87,767
Website Maintenance	5,26,400	1,73,000
TOTAL	86,13,724	97,64,146
<u>Schedule No.20 - Finance Cost</u>		
Interest on Loan	34,775	52,990
Bank Charges	1,38,714	1,11,761
TOTAL	1,73,489	1,64,751
<u>Schedule No.21 - Other Expenses</u>		
Rates and Taxes	5,16,263	4,18,030
Miscellaneous Expenses	1,59,820	3,26,388
Water Charges	7,242	15,572
Exchange Difference	1,003	1,05,808
Loss on sale of assets	-	-
TOTAL	6,84,328	8,65,798



Thiagarajar School of Management
Receipts and Payments for the year ended 31st March 2021

Particulars	Amount (in Rs.)	
A. OPENING BALANCE		
Cash in Hand	46,982	
Balances with Banks	12,07,46,766	
TOTAL A		12,07,93,748
B. RECEIPTS		
Fees received from Students	15,16,85,225	
Exam Fees	1,26,250	
Fines	2,097	
Application Fees	4,47,480	
Interest Income	1,86,699	
Other Income	15,84,553	
Hostel & Mess Income	55,29,500	
Seminar and Workshop	9,39,653	
Other Current Asset	8,07,255	
Advance Fees Received from Students	18,65,000	
TOTAL B		16,31,73,712
C. PAYMENTS		
Fixed Deposit	16,10,06,025	
Others payable	10,65,100	
Administration expenses	40,61,783	
Employee Benefit expenses	4,10,99,963	
Expenses for Students	17,32,569	
Maintenance expenses	2,00,113	
Other expenses	6,60,124	
Caution Deposits Repayable	25,65,150	
Secured Loan payable	2,04,000	
Intra Group	4,71,548	
Finance Charges	21,844	
Loans and Advances	25,49,312	
Statutory Payable	1,32,07,483	
Sundry Creditors	3,61,98,265	
TOTAL C		26,50,43,280
D. CLOSING BALANCE		
Cash in Hand	13,368	
Balances with Banks	1,89,10,812	
TOTAL D		1,89,24,180

For R.Subramanian and Company LLP
Chartered Accountants
Firm Registration No.004137S/S200041

(Signature)

M.VISWANATHAN
Partner

Membership No.209258
 UDIN : 21209258AAAAA857833
 Place : Chennai
 Date : 17-09-2021

For Thiagarajar School of Management

(Signature)
 Correspondent

